

DÉCLARATION DE CONFORMITÉ





n° 0109/A

DECLARATION OF CONFORMITY

Nous déclarons que le(s) produit(s) :

We declare that the product(s) :

Chemins de câbles / Cable trays P31 H25, PG-HDG

LENGTHS OF PERFORATED METAL CABLE TRAY			COVERS
Male / female coupling system cable trays	Traditional coupling cable trays 1.2/1.5 mm thick	Traditional coupling cable trays 2 mm thick	
			

Eclissages / Joints :

Traditional coupling



4 815 28



4 815 30

Pack	Cat.Nos		Designation
	PG	HDG	
10	4 815 28	4 835 28	EC coupler
10	4 815 30	4 835 30	EA coupler
100	4 874 70	4 874 71	External bracket coupler for P31, 1.2/1.5 mm thick

est(sont) conforme(s) à CEI 61537 (10-2006) Système de chemin de câbles
is (are) comply with IEC 61537 (10-2006) Cable tray systems

§11.1 Continuité électrique / Electrical continuity

Eclissage / joint < 50 mΩ


Chemin de cable / cable tray < 5 mΩ/m

Montbard, le 28/11/2018

Page 1/1

Jean Luc Chartier

Laboratory manager



DÉCLARATION DE CONFORMITÉ

n° 0108/A

DECLARATION OF CONFORMITY

Nous déclarons que le(s) produit(s) :

We declare that the product(s) :

Chemins de câbles / Cable trays P31 H60, PG-HDG-RAL-304L-316L

Automatic coupling cable trays	Male / female coupling system cable trays	Traditional coupling cable trays ⁽²⁾	Automatic coupling cable trays with cutouts for cable exit		MBR automatic coupling cable trays	Traditional coupling cable trays 1.5 mm thick			Traditional coupling cable trays 2 mm thick
			Side cutouts	Bottom & side cutouts		3 m	5 m	6 m	
Automatic coupling cable trays with	Male / female coupling system cable trays	Traditional coupling cable trays ⁽²⁾	Traditional coupling cable trays 1.5 mm thick		Traditional coupling cable trays 2 mm thick		COVERS		

Eclissages / Joints :

Traditional coupling


75-> 600 mm



3 412 13



4 815 62



4 874 72

Pack	PG	HDG	RAL	Designation
50	3 412 13	3 432 13	4 862 13	Flat coupler for lengths
12	4 815 62	4 835 62	4 865 62	Coupler for accessories for changing direction
100	4 874 72	4 874 73	-	External bracket coupler for P31, 1.5/2 mm thick

EV coupler

75-> 600 mm




4 812 32


Pack	PG	HDG	RAL	Designation
50	4 812 32	4 832 32	4 862 32	Adjustable coupler

EDU coupler

75-> 600 mm



4 879 80



4 811 69

Pack	PG	HDG	RAL	Designation
8	4 811 69	4 821 69	4 867 89	EDU coupler
8	4 879 80	-	-	EDU coupler for cable trays fitted with cover

est(sont) conforme(s) à
is (are) comply with

CEI 61537 (10-2006) Système de chemin de câbles
 IEC 61537 (10-2006) Cable tray systems

§11.1 Continuité électrique / Electrical continuity

Eclissage / joint < 50 mΩ

Chemin de cable / cable tray < 5 mΩ/m

Montbard, le 28/11/2018

Page 1/1

Jean Luc Chartier
 Laboratory manager

DÉCLARATION DE CONFORMITÉ

n° 0110/A

DECLARATION OF CONFORMITY

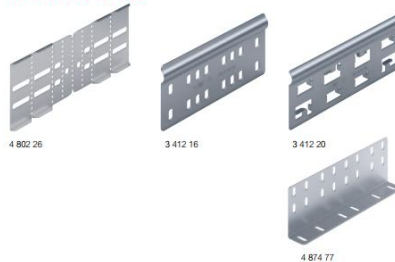
Nous déclarons que le(s) produit(s) :
 We declare that the product(s) :

Chemins de câbles / Cable trays P31 H100, PG-HDG

LENGTHS OF PERFORATED METAL CABLE TRAY			
Male / female coupling system cable trays	Traditional coupling cable trays 1.2/1.5 mm thick	Traditional coupling cable trays 2 mm thick	
		L = 3 m	L = 6 m
LENGTHS OF BLIND METAL CABLE TRAYS			
Male / female coupling system cable trays	Traditional coupling cable trays 1.2/1.5 mm thick	Traditional coupling cable trays 2 mm thick	COVERS

Eclissages / Joints :

Traditional couplings



Pack	Cat.Nos	Designation
1	PG HDG 4 802 26 4 832 26	EDU coupler
1	3 412 16 3 432 16	EP coupler
1	3 412 20 3 432 20	ER coupler
1	4 874 77 4 874 79	External bracket coupler for P31, 1.2/1.5 and 2 mm thick

est(sont) conforme(s) à CEI 61537 (10-2006) Système de chemin de câbles
 is (are) comply with IEC 61537 (10-2006) Cable tray systems

§11.1 Continuité électrique / Electrical continuity

Eclissage / joint < 50 mΩ

Chemin de cable / cable tray < 5 mΩ/m

Montbard, le 28/11/2018

Page 1/1

Jean Luc Chartier

Laboratory manager